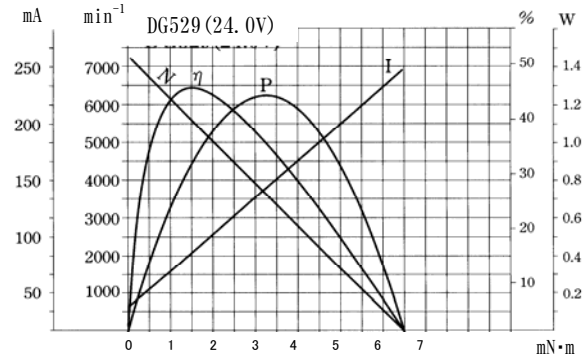
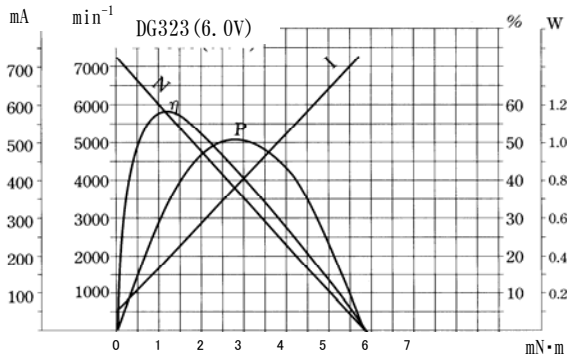
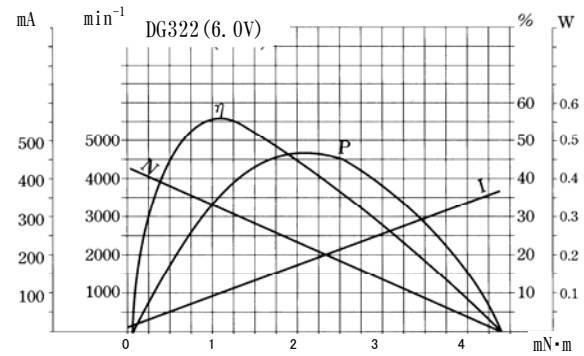
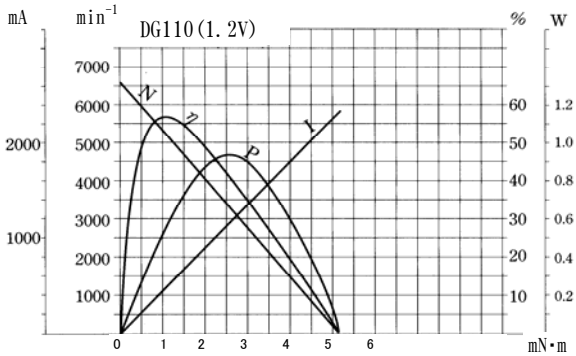
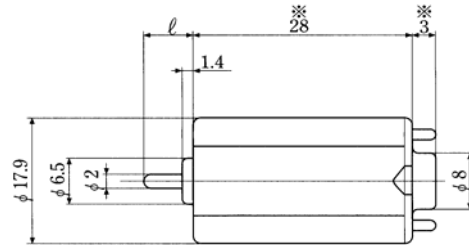
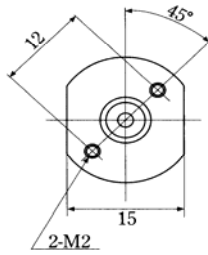


| Model | Rated Voltage | No Load | | Rated Load | | | |
|----------------------|-----------------|---------|-------------------|------------|---------|-------------------|----|
| | | Current | Speed | Load | Current | Speed | |
| | V _{dc} | mA | min ⁻¹ | mN·m | mA | min ⁻¹ | |
| DG114 | 1.2 | 80 | 6900 | 0.7 | 500 | 5600 | CW |
| DG114 _{タイプ} | 2.4 | 100 | 12800 | 0.7 | 600 | 11000 | CW |
| | | | | | | | |
| | | | | | | | |
| | | | | | | | |



| Model | Rated Voltage | No Load | | Rated Load | | | CW | ℓ | タップ°ナシ |
|-------|-----------------|---------|-------------------|------------|---------|-------------------|------|------------------|--------|
| | | Current | Speed | Load | Current | Speed | | | |
| | V _{DC} | mA | min ⁻¹ | mN·m | mA | min ⁻¹ | | | |
| DG110 | 1.2 | 200 | 6500 | 0.8 | 640 | 5000 | 16.3 | タップ°ナシ | |
| DG322 | 6.0 | 40 | 4400 | 0.65 | 80 | 3700 | 6.3 | | |
| DG323 | 6.0 | 100 | 7200 | 1.5 | 240 | 5200 | 10.3 | | |
| DG424 | 12.0 | 40 | 7000 | 1.5 | 150 | 5200 | 7.9 | | |
| DG526 | 24.0 | 80 | 14500 | 2.0 | 230 | 12300 | 12.0 | 28→29 3→3.5 ※ | |
| DG529 | 24.0 | 30 | 7200 | 2.0 | 120 | 5000 | 13.4 | 28→29 3→3.5 ※ | |